

	Worldwide Service workers	Salaried workers	Program expense	Material resource assistance
Afghanistan	-	-	\$371	\$594
Argentina	-	-	-	with Bolivia
Bangladesh	7	87	1,167	17
Bolivia	24	9	919	-
Bosnia & Herzegovina	4	1	443	414
Brazil	6	14	612	-
Burkina Faso	4	8	768	206
Burundi	6	1	-	with Rwanda
Cambodia	18	14	597	-
Canada	49	250	13,017	-
Chad	4	-	-	with Burkina Faso
Chile	-	-	114	-
China	16	3	489	-
Colombia	13	5	1,266	-
Costa Rica	1	-	with Nicaragua	-
Croatia	-	-	with Bosnia & Herzegovina	-
Dem. Peop. Rep. Korea	-	-	134	316
Dem. Rep. of Congo	4	1	524	28
Egypt	11	3	456	-
El Salvador	3	-	with Guatemala	-
Ethiopia	7	3	887	77
France	2	-	155	-
Germany	-	-	with France	-
Guatemala	9	-	567	131
Haiti	10	17	3,504	1,491
Honduras	12	-	460	572
India	1	18	1,016	1,682
Indonesia	19	4	1,090	-
Iran	-	-	75	-
Iraq	4	-	364	726
Jordan	4	2	281	274
Kazakhstan	-	-	with Ukraine	-
Kenya	14	4	1,747	466
Kosovo	1	-	with Bosnia & Herzegovina	-
Laos	8	18	487	-
Lebanon	1	-	277	-
Lesotho	-	-	with South Africa	-
Malawi	-	-	32	-
Mexico	10	-	705	-
Mozambique	8	2	981	-
Myanmar (Burma)	-	-	141	-
Nepal	10	2	702	117
Nicaragua	12	2	382	169
Nigeria	6	7	593	-
Pakistan	-	-	821	423
Palestine & Israel	5	1	518	70
Paraguay	1	-	with Bolivia	-
Philippines	-	-	29	-
Russia	-	-	-	with Ukraine
Rwanda	2	-	468	545
Serbia	2	-	with Bosnia & Herzegovina	-
Somalia	-	-	4	-
South Africa	9	-	440	-
South Korea	2	-	18	-
Sudan	8	1	896	736
Swaziland	-	-	with South Africa	-
Syria	5	-	109	-
Tanzania	9	1	527	400
Uganda	7	3	498	-
Ukraine	1	3	392	504
United States	64	162	4,066	108
Vietnam	7	6	312	-
Zambia	12	-	402	-
Zimbabwe	4	2	464	47

All financial amounts in thousands of U.S. dollars. All information is for the fiscal year ending March 31, 2011. Staff as of March 31, 2011.

The information on this brochure summarizes the activity of 12 MCC entities in Canada and the United States. Audited financial statements are available upon request.

MCC leadership

Arli Klassen, MCC executive director

Donald Peters, MCC Canada executive director

Abe Janzen, MCC Alberta executive director

Wayne Bremner, MCC British Columbia executive director

Peter Rempel, MCC Manitoba executive director

Rick Cober Bauman, MCC Ontario executive director

Claire Ewert Fisher, MCC Saskatchewan executive director

J Ron Byler, MCC U.S. executive director

John Stoesz, MCC Central States executive director

Ruth Keidel Clemens, MCC East Coast executive director

Zenebe Abebe, MCC Great Lakes executive director

Sheri Plett Wiedenhoefer, West Coast MCC executive director



**Mennonite
Central
Committee**

Mennonite Central Committee and MCC U.S.
21 South 12th Street, PO Box 500, Akron, PA 17501-0500
(717) 859-1151 or toll free (888) 563-4676

Mennonite Central Committee Canada
134 Plaza Drive, Winnipeg, MB R3T 5K9
(204) 261-6381

MCC Central States
121 East 30th Street, Box 235, North Newton, KS 67117
(316) 283-2720

MCC East Coast
900 E. Howell Street, Philadelphia, PA 19149
(215) 535-3624

MCC Great Lakes
1013 Division Street, Goshen, IN 46528
(574) 534-4133

West Coast MCC
1010 G Street, Reedley, CA 93654
(559) 638-6911

MCC Alberta
#210, 2946 - 32nd Street NE, Calgary, AB T1Y 6J7
(403) 275-6935

MCC British Columbia
31414 Marshall Road, Box 2038, Abbotsford, BC V2T 3T8
(604) 850-6639

MCC Manitoba
134 Plaza Drive, Winnipeg, MB R3T 5K9
(204) 261-6381

MCC Ontario
50 Kent Avenue, Kitchener, ON N2G 3R1
(519) 745-8458

MCC Saskatchewan
600-45th Street West, Saskatoon, SK S7L 5W9
(306) 665-2555

Call your nearest office in Canada
toll free (888) 622-6337.

mcc.org

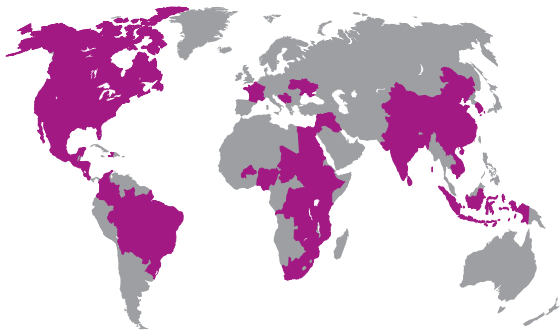
110212fdy5m Printed in the USA.

Mennonite Central Committee

Fact Sheet 2010/2011

with amounts in U.S. dollars

Mennonite Central Committee (MCC) is a worldwide ministry of Anabaptist churches, responding to basic human needs and working for peace and justice.

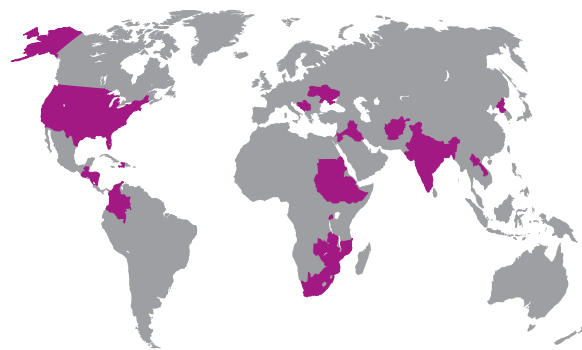


48 countries with MCC personnel on March 31, 2011.

Personnel

PERSONNEL BY PROGRAM LOCATION	FY 10/11	FY 09/10
Africa	137	148
Asia	240	237
Europe and the Middle East	50	39
Latin America and the Caribbean	148	163
Canada	299	298
United States	226	241
Total personnel made up of	1,100	1,126
Service workers	446	476
Salaried workers	654	650

Mennonite Central Committee, a worldwide ministry of Anabaptist churches, shares God's love and compassion for all in the name of Christ by responding to basic human needs and working for peace and justice. MCC envisions communities worldwide in right relationship with God, one another and creation.



23 countries received material resources and/or food assistance from April 1, 2010, to March 31, 2011.

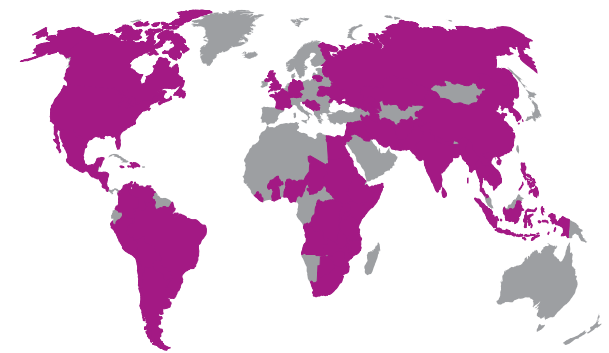
Material resources

MATERIAL RESOURCES SHIPPED	FY 10/11	FY 09/10
Newborn kits	13,884	5,771
Health kits	39,015	43,554
Relief kits	23,853	25,590
School kits	142,233	145,372
Sewing kits	2,040	1,131
AIDS care kits	2,454	865
Total kits	223,479	222,283
Bath soap (lbs)	16,449	11,959
Blankets/Comforters	61,744	51,907
Clothing (lbs)	15,315	27,016
Fabric (lbs)	4,189	989
Laundry soap (lbs)	9,913	9,591
Sheets	6,501	10,527
Towels	657	3,317
Total value of nonfood material resources	\$4,493,454	\$4,121,442

Food assistance

CANNED MEAT SHIPPED	FY 10/11	FY 09/10
Canned beef (lbs)	45,780	21,420
Canned turkey (lbs)	852,909	888,384
Canned pork (lbs)	60,228	32,400
Total canned meat (lbs)	958,917	942,204
Total value of canned meat	\$1,261,894	\$1,149,868
Value of other food assistance*	9,080,781	10,107,150
Total value of food assist.	\$10,342,675	\$11,257,018

Total value of food assistance includes locally purchased food and shipped food such as canned meat, corn, lentils, wheat, beans, milk powder and canola oil; and food security and nutrition programs.



62 countries received financial support from April 1, 2010, to March 31, 2011.

Financials

INCOME	FY 10/11	FY 09/10
Cash gifts	\$30,416,000	\$40,411,000
Canada	17,577,000	22,179,000
United States	12,107,000	17,627,000
Other	732,000	605,000
Gifts-in-kind	6,457,000	5,988,000
Thrift shops	13,122,000	10,858,000
Relief sales	5,456,000	5,370,000
Grants	15,400,000	14,927,000
Nongovernmental grants	5,994,000	6,444,000
Governmental grants	9,406,000	8,483,000
Other income	4,890,000	4,428,000
Total income	75,741,000	81,982,000

EXPENSES	FY 10/11	FY 09/10
International program	\$44,196,000	\$40,287,000
Africa	12,070,000	11,609,000
Asia	10,621,000	9,665,000
Europe and the Middle East	11,438,000	8,687,000
Latin America and the Caribbean	5,058,000	5,653,000
Multiregion	5,009,000	4,673,000
Canadian program	13,017,000	11,905,000
Community services	9,048,000	8,102,000
Peace and justice	3,126,000	2,829,000
Material resources collection	843,000	974,000
U.S. program	4,174,000	4,425,000
Community services	1,995,000	2,409,000
Peace and justice	1,582,000	1,428,000
Material resources collection	597,000	588,000
Administration	9,052,000	8,980,000
Fundraising	3,988,000	3,909,000
Total expenses	74,427,000	69,506,000
Increase (decrease) in net assets	1,314,000	12,476,000

Figures are rounded to the nearest thousand. The data summarizes the activity of 12 MCC entities in Canada and the United States. Because of the significant change in exchange rates during the reporting period, year-to-year comparisons vary depending on whether the charts are viewed in Canadian or U.S. dollars. See the MCC Fact Sheet with amounts in Canadian dollars for comparison. All financial amounts in U.S. dollars. FY 09/10 is from April 1, 2009, to March 31, 2010. FY 10/11 is from April 1, 2010, to March 31, 2011.